

ACLU CALIFORNIA **ACTION**

State Legislative Scorecard

2023

5 YEAR
ANNIVERSARY
LEGISLATIVE
SCORECARD



ACLU California Action is excited to celebrate the five-year anniversary of our Legislative Scorecard. Each year for the last five years, we have produced a scorecard designed to show where your state legislators stand on bills advancing equity, justice and freedom. California’s legislators are evaluated on our officially sponsored bills, which demand systems-level change and center our most impacted communities. Many of our sponsored bills face significant opposition.

We know the movement for justice needs champions. Over the years, several legislators voted with us 100% of the time. So, this year, in honor of our five-year anniversary, ACLU California Action unveiled a scorecard with a tiered recognition structure. The 2023 Legislative Scorecard recognizes legislators for the number of years they have been “Champions” for civil liberties and civil rights.

Table of Contents

Methodology	1
Assembly Scorecard	2-5
Senate Scorecard	7-6

Methodology: How Scoring Works

ACLU California Action weighs in on hundreds of bills each year, ranging from criminal justice to privacy to voting rights. We publish an annual legislative scorecard evaluating the vote records of California’s 120 state legislators on pressing civil rights and civil liberties legislation from the prior year. We use only the final floor vote in each house of the legislature so that members of each house are evaluated on the same votes.






A failure to vote on a bill attributable to an absence, as verified by the official record, is not counted against a member. Abstentions are counted because they represent an intentional decision not to vote on a bill, which effectively counts as a vote against the bill because passage of legislation requires at least a majority of “yes” votes.

5-Year Champions: Legislators who voted with us and scored 100% every year since 2019.








4-Year Champions: Legislators who scored 100% four times since 2019.

3-Year Champions: Legislators who scored 100% three times since 2019.



2-Year Champions: Legislators who scored 100% twice since 2019.

Member Last Name	2023 Score	2022 Score	2021 Score	2020 Score	2019 Score
Addis (D)	100%	NA	NA	NA	NA
Aguiar-Curry (D)	82%	90%	82%	82%	84%
Alanis (R)	45%	NA	NA	NA	NA
Alvarez (D)	91%	NA	NA	NA	NA
Arambula (D)	82%	70%	68%	75%	76%
Bains (D)	45%	NA	NA	NA	NA
Bauer-Kahan (D) 	100%	100%	80%	73%	78%
Bennett (D)	82%	100%	84%	NA	NA
Berman (D) 	100%	100%	88%	81%	82%
Boerner Horvath (D)	82%	89%	51%	60%	59%
Bonta (D) 	100%	100%	NA	NA	NA
Bryan (D) 	100%	100%	97%	NA	NA
Calderon (D)	64%	100%	83%	75%	NA
J., Carrillo (D)	91%	NA	NA	NA	NA
W., Carrillo (D) 	100%	100%	95%	96%	95%
Cervantes (D)	82%	88%	55%	58%	58%
Chavez Zbur (D)	100%	NA	NA	NA	NA
Chen (D)	30%	13%	39%	27%	31%
Connolly (D)	100%	NA	NA	NA	NA
M., Dahle (R)	18%	14%	35%	28%	NA









* NA = Not in office, no score recorded

Member Last Name	2023 Score	2022 Score	2021 Score	2020 Score	2019 Score
Davies (R)	27%	14%	36%	NA	NA
Dixon (R)	27%	NA	NA	NA	NA
Essayli (R)	27%	NA	NA	NA	NA
Flora (D)	27%	11%	37%	25%	25%
V., Fong (R)	9%	8%	35%	16%	24%
M., Fong (D) 	100%	100%	NA	NA	NA
Friedman (D) 	100%	100%	94%	87%	88%
Gabriel (D) 	100%	100%	83%	71%	73%
Gallagher (R)	9%	22%	37%	0%	18%
Garcia (D)	90%	100%	70%	73%	75%
Gipson (D)	91%	100%	76%	86%	91%
Grayson (D)	89%	88%	75%	51%	52%
Haney (D) 	100%	100%	NA	NA	NA
Hart (D)	100%	NA	NA	NA	NA
Holden (D) 	100%	100%	92%	90%	87%
Hoover (R)	27%	NA	NA	NA	NA
Irwin (D)	64%	50%	55%	54%	58%
Jackson (D)	100%	NA	NA	NA	NA
Jones-Sawyer (D) 	100%	100%	96%	92%	87%
Kalra (D) 	100%	100%	100%	100%	100%








* NA = Not in office, no score recorded

Member Last Name	2023 Score	2022 Score	2021 Score	2020 Score	2019 Score
Lackey (R)	9%	7%	18%	23%	30%
Lee (D) 	100%	100%	100%	NA	NA
Low (D)	82%	100%	100%	69%	68%
Lowenthal (D)	100%	NA	NA	NA	NA
Maienschein (D)	91%	80%	76%	64%	61%
Mathis (R)	18%	11%	28%	11%	19%
McCarty (D)	100%	90%	90%	90%	82%
McKinnor (D)	100%	NA	NA	NA	NA
Muratsuchi (D)	64%	63%	65%	61%	60%
Nguyen (D)	64%	NA	NA	NA	NA
Ortega (D)	100%	NA	NA	NA	NA
Pacheco (D)	64%	NA	NA	NA	NA
Papan (D)	91%	NA	NA	NA	NA
Patterson, Joe (R)	9%	NA	NA	NA	NA
Patterson, Jim (R)	9%	13%	20%	0%	13%
Pellerin (D)	91%	NA	NA	NA	NA
Petrie-Norris (D)	55%	50%	46%	57%	56%
Quirk-Silva (D)	82%	100%	71%	62%	59%
Ramos (D)	55%	50%	57%	50%	51%
Rendon (D) 	100%	100%	84%	89%	87%



* NA = Not in office, no score recorded

Member Last Name	2023 Score	2022 Score	2021 Score	2020 Score	2019 Score
Reyes (D) 	100%	100%	92%	87%	85%
R., Rivas (D) 	100%	100%	89%	84%	80%
L., Rivas (D)	91%	100%	86%	78%	79%
Rodriguez (D)	64%	50%	57%	49%	51%
Rubio (D)	82%	89%	56%	59%	62%
Sanchez (R)	9%	NA	NA	NA	NA
Santiago (D) 	100%	100%	97%	88%	85%
Schiavo (D)	82%	NA	NA	NA	NA
Soria (D)	55%	NA	NA	NA	NA
Ta (R)	18%	NA	NA	NA	NA
Ting (D) 	100%	100%	99%	99%	94%
Valencia (D)	64%	NA	NA	NA	NA
Villapudua (D)	82%	44%	68%	NA	NA
Waldron (R)	33%	11%	42%	32%	35%
Wallis (R)	36%	NA	NA	NA	NA
Ward (D) 	100%	100%	85%	NA	NA
Weber (D) 	100%	100%	91%	NA	NA
Wicks (D) 	100%	100%	99%	100%	100%
Wilson (D) 	100%	100%	NA	NA	NA
Wood (D)	91%	89%	91%	81%	84%

* NA = Not in office, no score recorded

Member Last Name	2023 Score	2022 Score	2021 Score	2020 Score	2019 Score
Allen (D) 	100%	100%	83%	92%	91%
Alvarado-Gil (D)	75%	NA	NA	NA	NA
Archuleta (D)	100%	75%	72%	79%	75%
Ashby (D)	100%	NA	NA	NA	NA
Atkins (D) 	100%	100%	94%	99%	99%
Becker (D) 	100%	100%	91%	NA	NA
Blakespear (D)	100%	NA	NA	NA	NA
Bradford (D) 	100%	100%	100%	100%	100%
Caballero (D)	100%	71%	64%	66%	71%
Cortese (D) 	100%	100%	89%	NA	NA
Dahle, B. (R)	50%	8%	39%	35%	51%
Dodd (D)	75%	54%	79%	78%	83%
Durazo (D) 	100%	100%	98%	100%	96%
Glazer (D)	100%	44%	73%	70%	73%
Gonzalez (D) 	100%	92%	93%	100%	97%
Grove (R)	33%	8%	34%	15%	35%
Hurtado (D)	75%	15%	57%	69%	74%
Jones (R)	25%	18%	22%	20%	30%
Laird (D)	100%	95%	94%	NA	NA
Limón (D)	100%	85%	78%	79%	80%

* NA = Not in office, no score recorded

Member Last Name	2023 Score	2022 Score	2021 Score	2020 Score	2019 Score
McGuire (D)	100%	90%	92%	91%	94%
Menjivar (D)	100%	NA	NA	NA	NA
Min (D)	100%	58%	71%	NA	NA
Newman (D)	100%	85%	65%	NA	NA
Nguyen, J. (R)	0%	22%	20%	NA	NA
Niello (R)	25%	NA	NA	NA	NA
Ochoa Bogh (R)	25%	5%	38%	NA	NA
Padilla (D)	100%	NA	NA	NA	NA
Portantino (D)	75%	79%	77%	83%	83%
Roth (D)	100%	62%	86%	83%	83%
Rubio, S. (D)	100%	64%	69%	82%	82%
Seyarto (R)	25%	7%	NA	NA	NA
Skinner (D) 	100%	100%	100%	100%	100%
Smallwood-Cuevas (D)	100%	NA	NA	NA	NA
Stern (D)	100%	87%	84%	79%	84%
T. Eggman (D)	100%	86%	99%	75%	78%
Umberg (D)	100%	64%	59%	79%	85%
Wahab (D)	100%	NA	NA	NA	NA
Wiener (D) 	100%	100%	100%	100%	100%
Wilk (D)	50%	17%	27%	48%	52%

* NA = Not in office, no score recorded